

Danbury Campus

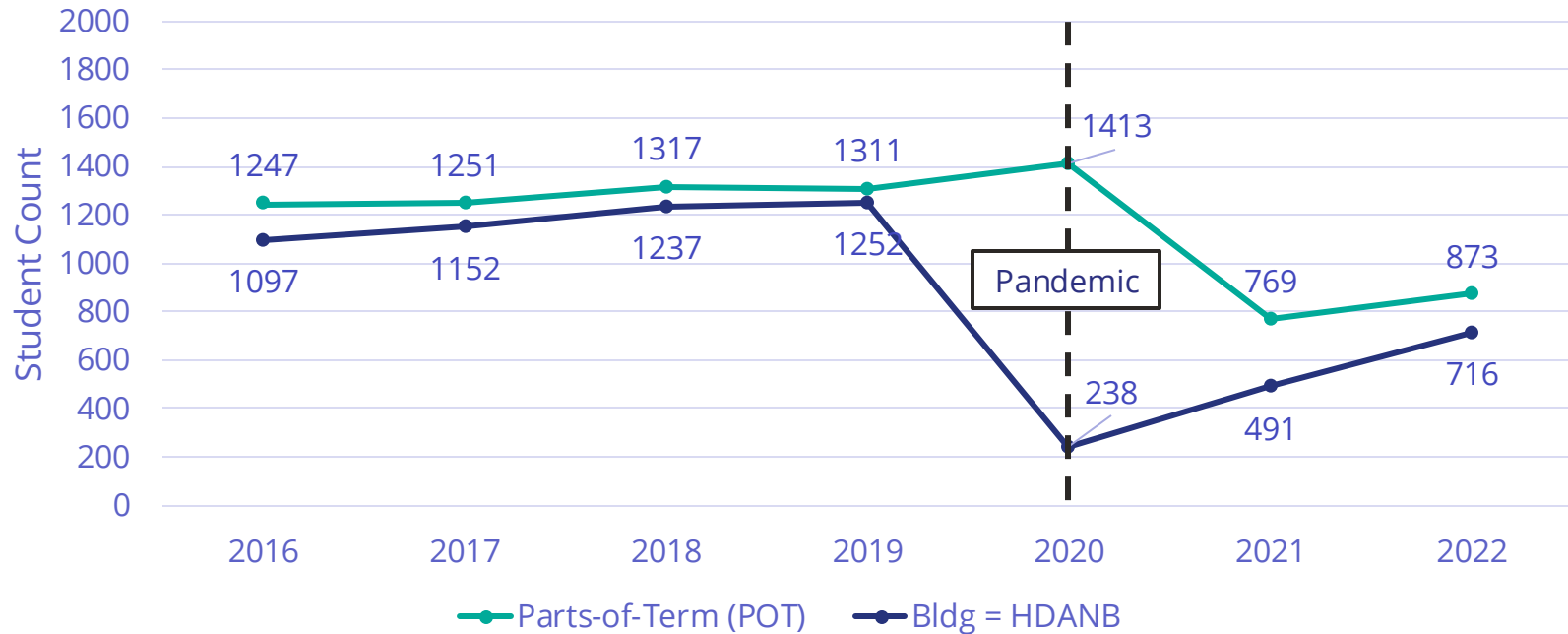
Your Community. Your College.



CT STATE
COMMUNITY COLLEGE
NAUGATUCK VALLEY

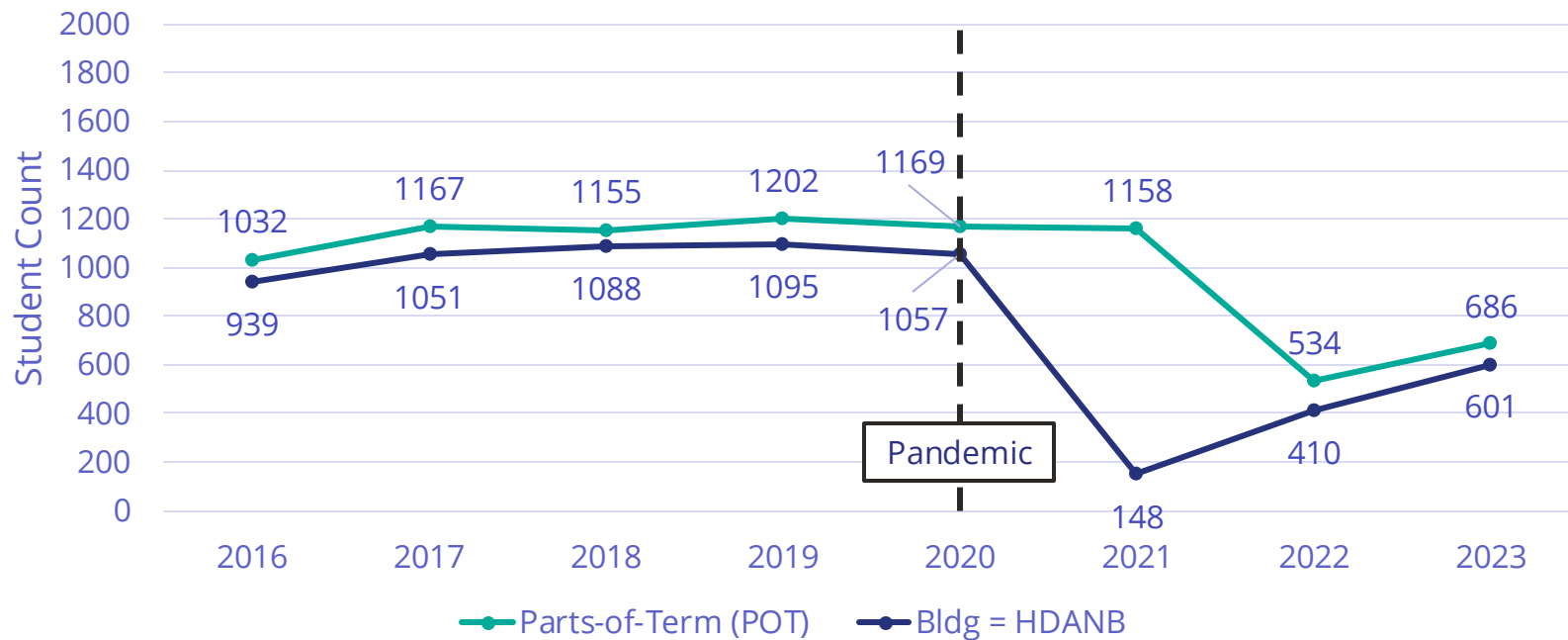
Fall Enrollment Trend

Danbury



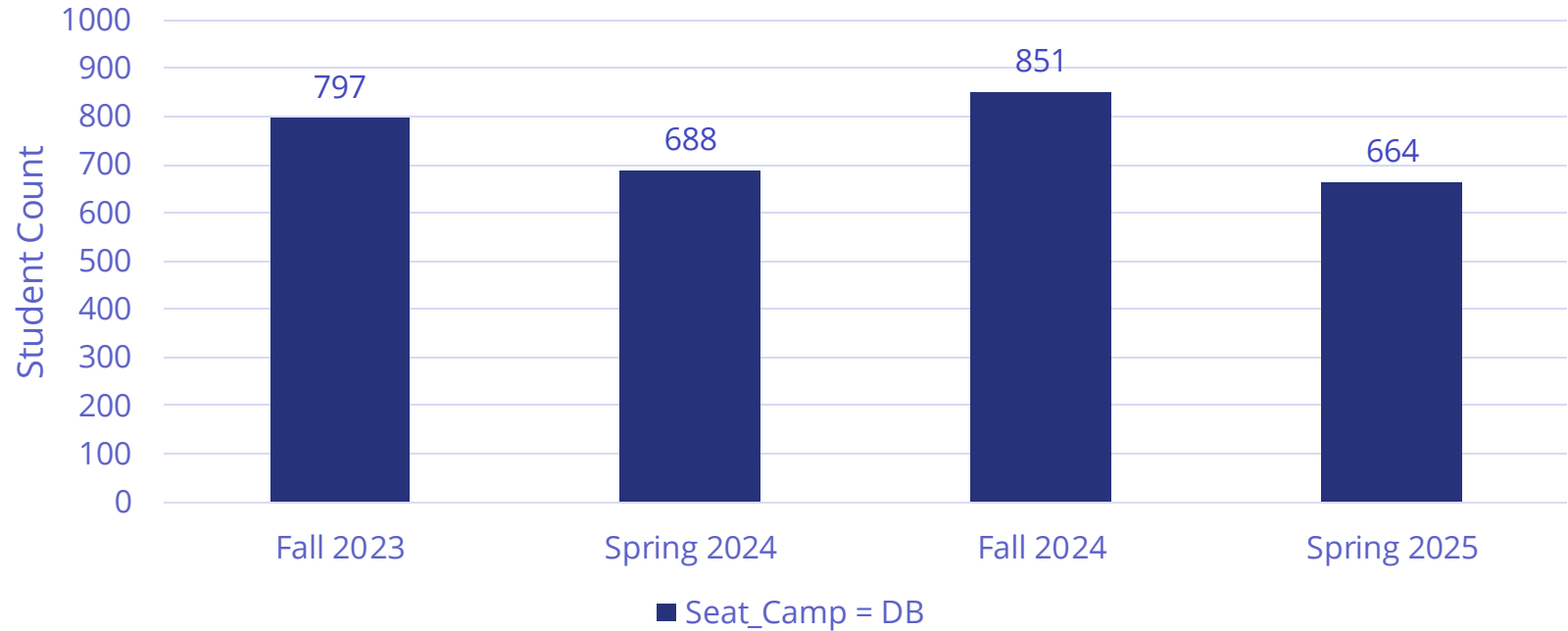
Spring Enrollment Trend

Danbury



CT State Enrollment

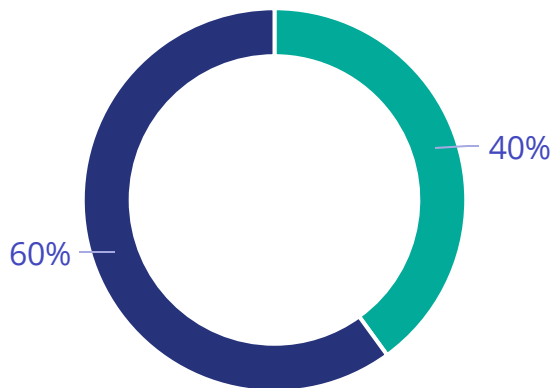
Danbury



Fall 2023 Student Population

Danbury

Enrollment Status



■ Full-Time ■ Part-Time

Sex

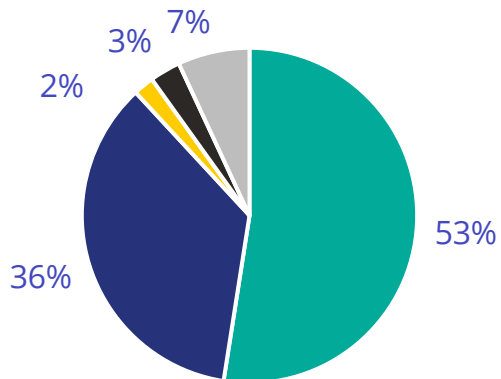


■ Female ■ Male

Fall 2023 Student Population

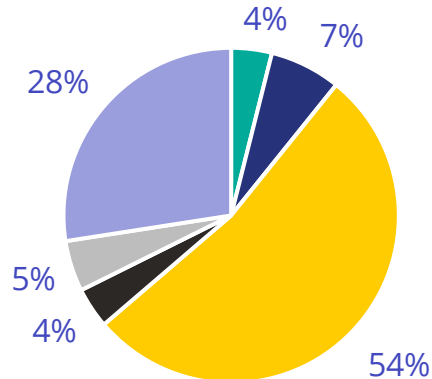
Danbury

Student Type



■ Continuing ■ First-Time ■ Secondary
■ Readmit ■ Transfer-In

Race/Ethnicity

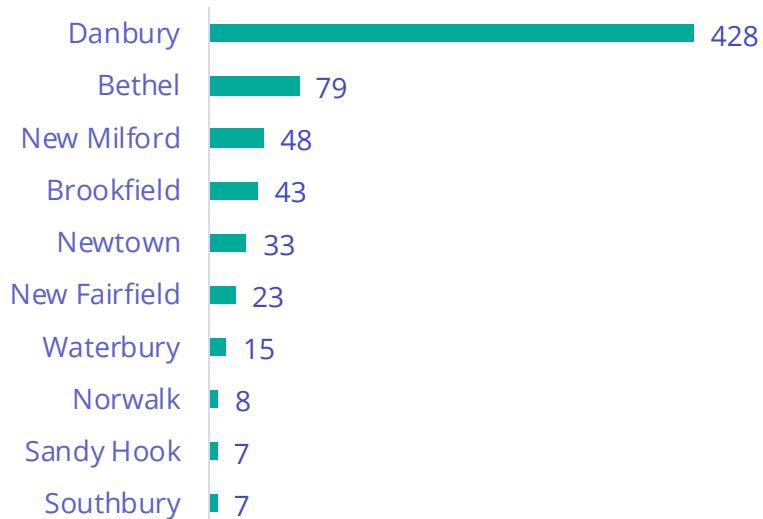


■ Asian ■ Black ■ Hispanic
■ Multiple ■ Other ■ White

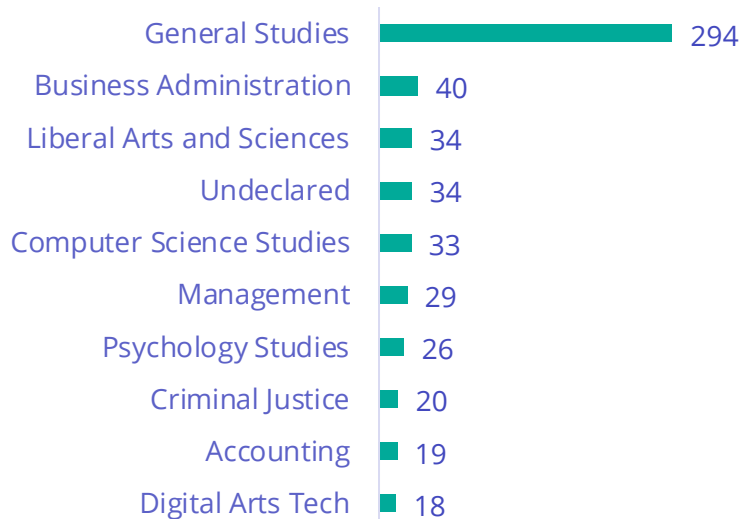
Fall 2023 Student Population

Danbury

Top Ten Cities



Top Ten Majors



Spring 2023 Course Success Rates

Top Ten Highest Enrolled Courses at Danbury

| Enrollment Rank | Success Rank | Course No. | Course Title | No. of Classes | A-C Grades | A-W Grades | Success Rate |
|-----------------|--------------|------------|---------------------------|----------------|------------|------------|--------------|
| 1 | 5 | ENG*H101 | COMPOSITION | 6 | 56 | 90 | 62% |
| 2 | 10 | MAT*H095 | ELEM ALGEBRA FOUNDATIONS | 4 | 21 | 62 | 34% |
| 3 | 9 | MAT*H137 | INTERMEDIATE ALGEBRA | 3 | 27 | 58 | 47% |
| 4 | 3 | ENG*H102 | LITERATURE & COMPOSITION | 3 | 41 | 53 | 77% |
| 5 | 1 | PSY*H111 | GENERAL PSYCHOLOGY I | 2 | 45 | 51 | 88% |
| 6 | 8 | ENG*H096 | INTRO TO COLLEGE ENG | 3 | 23 | 48 | 48% |
| 7 | 6 | BIO*H115 | HUMAN BIOLOGY | 2 | 26 | 44 | 59% |
| 8 | 4 | COM*H173 | PUBLIC SPEAKING | 2 | 30 | 42 | 71% |
| 9 | 7 | MAT*H075 | PREALG - NMBR SENSE, GEOM | 2 | 21 | 42 | 50% |
| 10 | 2 | SOC*H101 | PRINCIPLES OF SOCIOLOGY | 2 | 37 | 42 | 88% |

How many recent graduates took a class at Danbury?

Class of 2021



23%

159 out of 688 Naugatuck Valley graduates took a class or classes at the Danbury campus

Class of 2022



24%

150 out of 627 Naugatuck Valley graduates took a class or classes at the Danbury campus

CSCU Chancellor's Factbook

Common Graduating High Schools

All CT Community Colleges

| 2016-17 Academic Year | | | 2017-18 Academic Year | | | 2018-19 Academic Year | | |
|-----------------------|---|----------|-----------------------|---|----------|-----------------------|--|----------|
| rk. | Feeder High School | Enrolled | rk. | Feeder High School | Enrolled | rk. | Feeder High School | Enrolled |
| 1 | Westhill High School (Stamford, CT) | 127 | 1 | New Britain High School (New Britain, CT) | 130 | 1 | Danbury High School (Danbury, CT) | 131 |
| 2 | Norwich Free Academy (Norwich, CT) | 117 | 2 | Westhill High School (Stamford, CT) | 122 | 2 | New Britain High School (New Britain, CT) | 116 |
| 3 | New Britain High School (New Britain, CT) | 115 | 3 | Danbury High School (Danbury, CT) | 120 | 3 | Norwich Free Academy (Norwich, CT) | 101 |
| 4 | Stamford High School (Stamford, CT) | 106 | 4 | Brien McMahon High School (Norwalk, CT) | 117 | 4 | Westhill High School (Stamford, CT) | 99 |
| 5 | High School Equivalency Exam | 100 | 5 | Norwich Free Academy (Norwich, CT) | 110 | 5 | John F Kennedy High School (Waterbury, CT) | 97 |
| 2019-20 Academic Year | | | 2020-21 Academic Year | | | 2021-22 Academic Year | | |
| rk. | Feeder High School | Enrolled | rk. | Feeder High School | Enrolled | rk. | Feeder High School | Enrolled |
| 1 | High School Equivalency Exam | 123 | 1 | Norwich Free Academy (Norwich, CT) | 123 | 1 | Norwich Free Academy | 129 |
| 2 | New Britain High School (New Britain, CT) | 122 | 2 | Danbury High School (Danbury, CT) | 122 | 2 | New Britain HS | 92 |
| 3 | Danbury High School (Danbury, CT) | 115 | 3 | Brien McMahon High School (Norwalk, CT) | 99 | 3 | B McMahon Jr-Sr HS | 91 |
| 4 | Norwich Free Academy (Norwich, CT) | 106 | 4 | Westhill High School (Stamford, CT) | 93 | 4 | Danbury HS | 85 |
| 4 | Westhill High School (Stamford, CT) | 106 | 5 | Norwalk High School (Norwalk, CT) | 84 | 5 | East Hartford HS | 77 |
| 2022-23 Academic Year | | | | | | | | |
| rk. | Feeder High School | Enrolled | | | | | | |
| 1 | Norwich Free Academy | 134 | | | | | | |
| 2 | Westhill HS | 115 | | | | | | |
| 3 | Danbury HS | 109 | | | | | | |
| 4 | Norwalk HS | 103 | | | | | | |
| 5 | Enfield HS | 98 | | | | | | |