

The Holistic Student Support Survey 2022-2023

The Holistic Student Support (HSS) Survey solicits responses from currently enrolled, credit seeking students about their academic and holistic needs. The following datapoints are reflective of the completed surveys for the Fall 2022 and Spring 2023 semesters.

NOTE: This is not a total survey of our entire student population, only those who took the HSS Survey.

Total Number of Surveys Completed Academic Year 2022-2023

29,781

GENDER

9,247 MALE



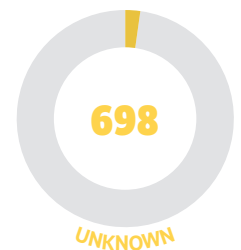
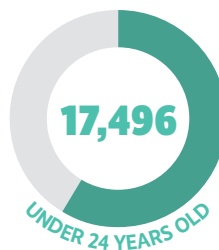
19,660 FEMALE



874 UNKNOWN / NOT REPORTED

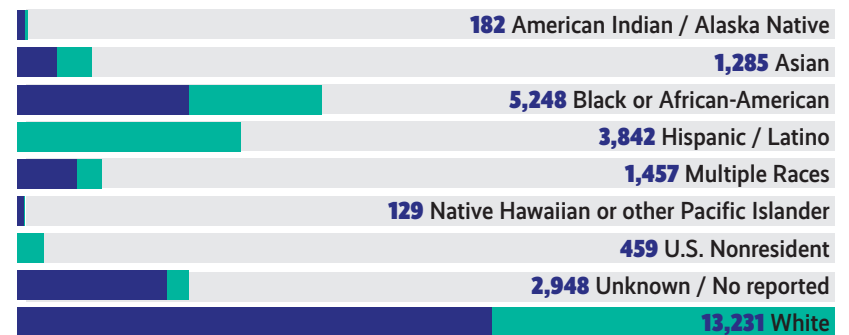


AGE



RACE

FALL 2022 SPRING 2023



Top Three Campuses that completed the HSS Survey

FALL 2022

1. CT State Gateway 2,435
2. CT State Naugatuck 2,277
3. CT State Manchester 1,944

SPRING 2023

1. CT State Naugatuck 2,142
2. CT State Gateway 2,128
3. CT State Manchester 1,662

CT STATE
COMMUNITY COLLEGE

185 Main Street, New Britain, CT 06051

FAMILY SUPPORT

83%

report their family and those closest to them are supportive of their decision to attend college

SELF CONFIDENCE

84%

feel confident they will achieve their academic goals

Top Three Commute Methods Across the State (2022-2023)



70.2%

"I WILL BE USING MY OWN CAR."



13.7%

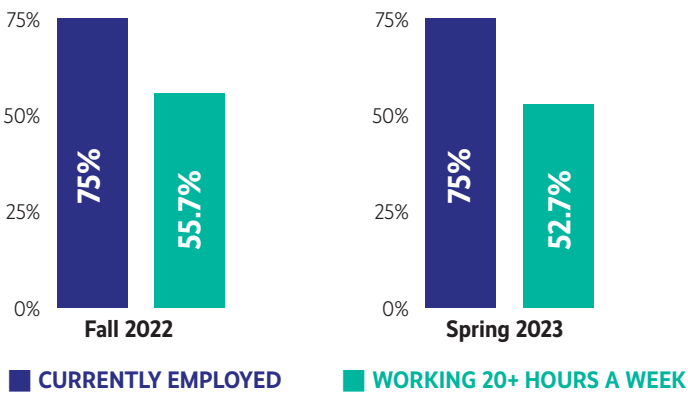
"I WILL BE USING A FAMILY / SHARED CAR."



10.6%

"I WILL BE USING PUBLIC TRANSPORTATION."

Current Employment Status of CT State Students



Caregiving Responsibilities



37.8%

of students reported

"I provide care giving responsibilities to others (e.g., a child, a sibling, a parent, a loved one who is differently abled)."



Online Courses

66.7%

of students reported that they

"have taken online courses in the past and are comfortable taking online courses in the future".

Internet Access

97.1%

of students reported that they

have consistent access to internet for their classes

Top Three Responses for Plans to Pay for College

The survey provided students with the ability to select up to (8) statements to identify how they plan to pay for their college experience at CT State. Students could select multiple statements to describe their individual situations.

Using Financial Aid and paying out of pocket **43.9%**

Paying out of pocket **23.8%**

Using Financial Aid and I still need to complete/finalize the FAFSA **12.9%**

Food and Housing Insecurity

The survey provided students with the ability to select up to (5) statements that best describe themselves and their current situation. Students could select multiple statements to describe their individual situations.

In the past month, I have been worried whether my food would run out before I got money to buy more. **9.9%**

In the past month, I have been worried about having a secure and safe place to sleep. **2.8%**