

Executive Summary for Holistic Student Support (HSS) Survey

FALL 2023–SPRING 2024

The following datapoints are reflective of the completed surveys for the Fall 2023 and Spring 2024 semesters. The totals below are reflective of all completed surveys, including students who responded during both terms.

Total Number of Surveys Completed in the Academic Year **15,318**

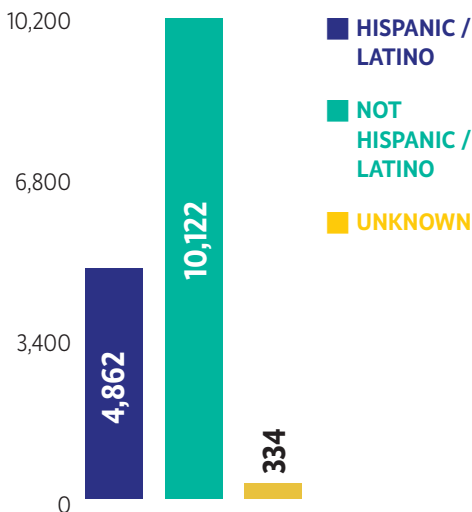
GENDER



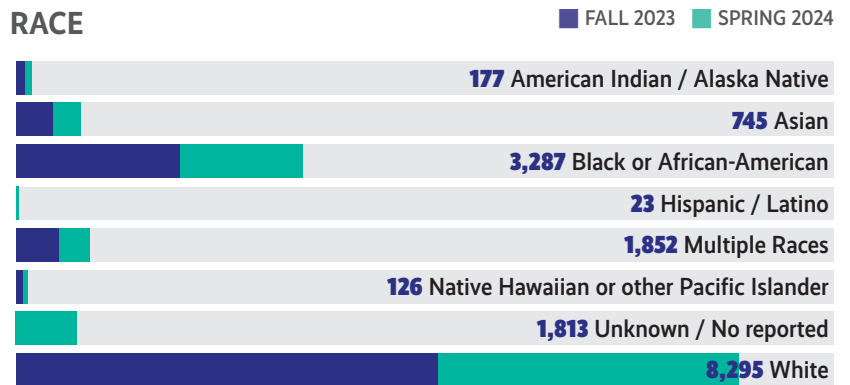
Top Three Campuses that completed the HSS Survey

1. **CT State Gateway**
2,506
2. **CT State Naugatuck Valley**
2,204
3. **CT State Manchester**
1,750

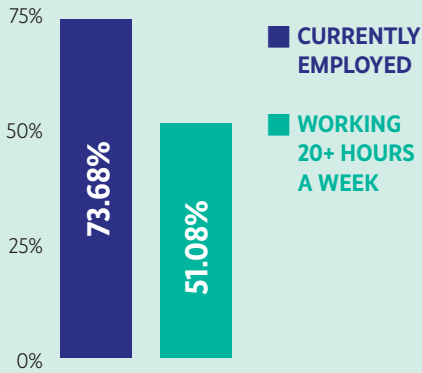
ETHNICITY



RACE



Current Employment Status



Top Three Commute Methods



65.67%

"I WILL BE USING MY OWN CAR."



15.41%

"I WILL BE USING A FAMILY / SHARED CAR."



13.27%

I WILL BE USING PUBLIC TRANSPORTATION."

INTERNET ACCESS & TECHNOLOGY RESOURCES

96.80%

of the collected responses indicated that students have consistent access to internet for their classes

When asked about primary technology option(s) for "accessing the internet for educational purposes (e.g., online classes, communicating by email, accessing Blackboard, etc.):"

- **86.23%** of collected responses indicated that students use their "Own computer/laptop"
- **3.44%** of collected responses indicated that students use "A shared family computer/laptop"
- **3.26%** of collected responses indicated that students use "A campus computer"

Caregiving Responsibilities

41.32%

of collected responses indicated that students

"provide care giving responsibilities to others (e.g., a child, a sibling, a parent, a loved one who is differently abled)"



Online Courses

59.63%

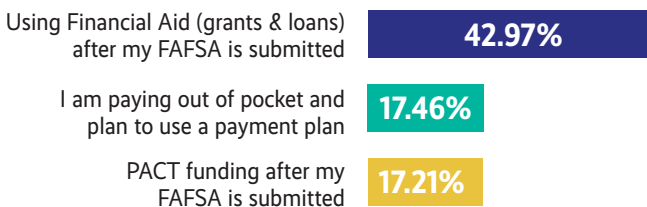
of collected responses indicated that students "have taken online courses in the past and are comfortable taking online courses in the future"

11.31%

of collected responses indicated that students "have not taken online courses in the past and are interested in taking online courses in the future"

Top Three Responses for Plans to Pay for College

The survey provided students with the ability to select up to (9) statements to identify how they plan to pay for their college experience at CT State. Students could select multiple statements to describe their individual situations.



Most Common Applicable Statements

The survey provided students with the ability to select up to (8) statements that best describe themselves and their current situation. Students could select multiple statements to describe their individual situations.

